

# Overhead sectional door

Crawford OH1042F

ASSA ABLOY

ASSA ABLOY Entrance Systems

The global leader in  
door opening solutions



## The next generation of overhead sectional doors

Modern, robust and flexible, the new Crawford OH1042F from ASSA ABLOY Entrance Systems is designed to keep your business moving – for all duties and in all weathers. Filled with innovation, and superbly well insulated, this rugged, attractive overhead sectional door gives you the highest number of options at the lowest possible running cost. It's the perfect choice for warehouses, logistics centers and all kinds of business premises.

Each part of the Crawford OH1042F overhead sectional door is built to the highest standards. Wind-resistant reinforced panels, joints designed for better load distribution, and butyl sealing with unbroken corners for maximum tightness, all add up to a door that looks better and performs longer.

Choosing from nine standard outdoor colors, or your own factory painted color for both the inside and outside. Available with different sizes, panels, window configurations, locks, handles and pass doors, the Crawford OH1042F overhead sectional door is perfectly suited to every kind of industrial need.

### Windows or sandwich panel

The modular design of the Crawford OH1042F gives the freedom to make a specific configuration suitable for every situation.

### Pass-door option

The pass-door width is 900 mm, satisfying today's market demands. This low threshold pass-door is designed with a sturdy, wide aluminum profile of only 30 mm. The profile gives an unobstructed passage and is ribbed, minimizing the risk of slipping.

### Standard colours

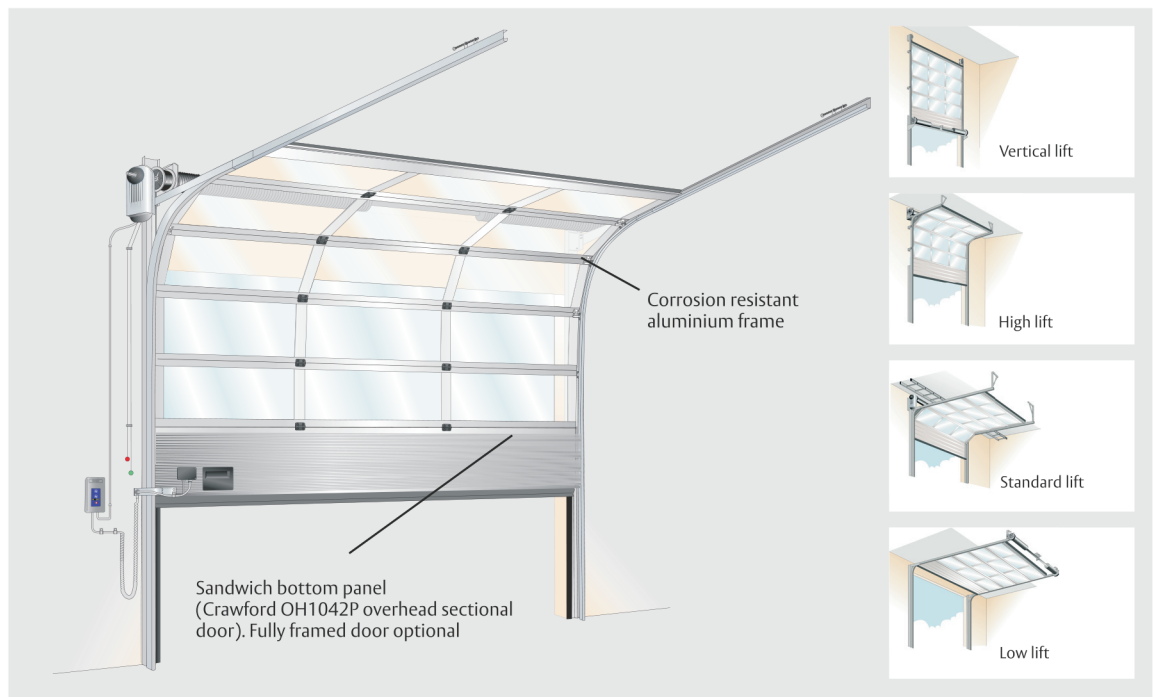
The inside and outside standard colour of the Crawford OH1042F overhead sectional door is anodised aluminium. Next to this there are 9 pre-coated outside colours available.

## Technical Data

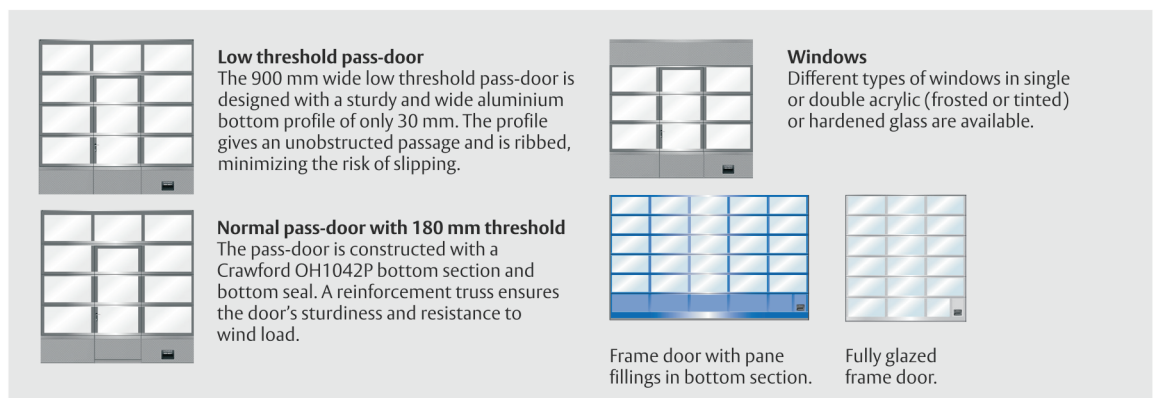
Standard size up to (W x H) <sup>1</sup>	7250 x 6050 mm
Frame thickness	44 mm
Filling thickness	27 mm
Bottom section thickness	42 mm
Windows	various options available
Pass-door	optional
Access and Automation	optional
Wind load, EN 12424 <sup>2</sup>	class 3
Thermal transmittance, EN 12428 <sup>3</sup>	3.6 W/m <sup>2</sup> K
Water penetration, EN 12425 <sup>4</sup>	class 3
Air permeability, EN 12426 <sup>4</sup>	class 2

1) Other sizes on request 2) Without pass-door. Higher wind load classification on request 3) Door size 5000 x 5000 mm, double glazing without pass-door 4) Without pass-door

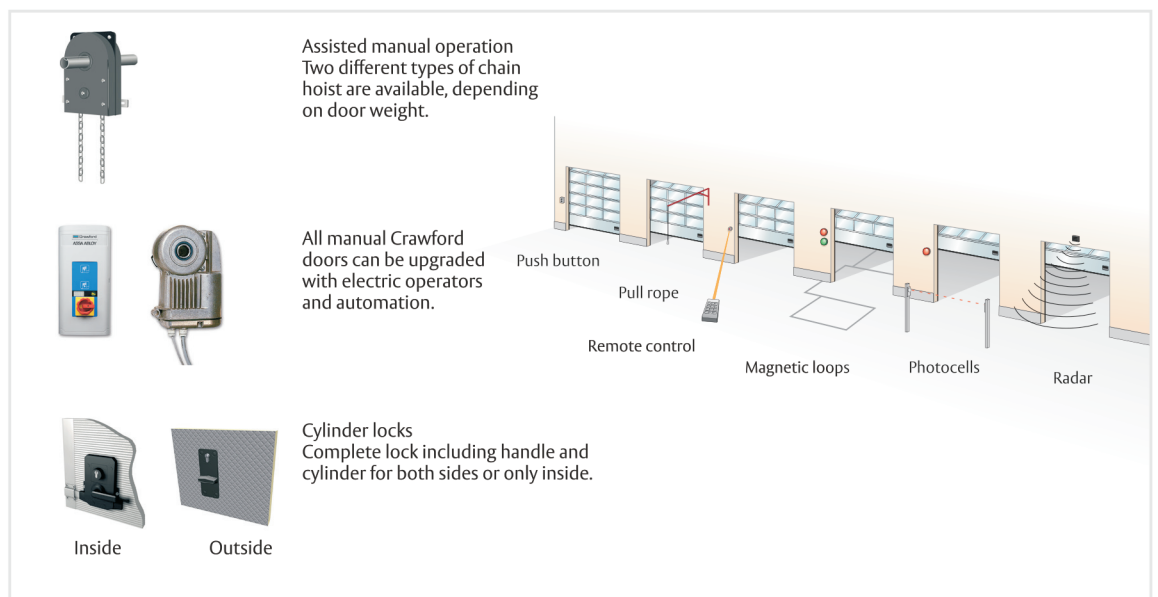
## Dimensional specifications



## Panel options



## Options access and automation



## Standard available outside colours



**NIHVA**  
NIHVA Technologies Pvt. Ltd.