


Overhead sectional door

Crawford OH1042P

ASSA ABLOY

ASSA ABLOY Entrance Systems

The global leader in
door opening solutions



The next generation of overhead sectional doors

Modern, robust and flexible, the new Crawford OH1042P from ASSA ABLOY Entrance Systems is designed to keep your business moving – for all duties and in all weathers. Filled with innovation, and superbly well insulated, this rugged, attractive overhead sectional door gives you the highest number of options at the lowest possible running cost. This high quality door is the perfect choice for warehouses, logistics centers and all kinds of business premises.

Each part of the Crawford OH1042P overhead sectional door is built to the highest standards. The combination of wind-resistant reinforced panels and a class 3 certification for water tightness, wind load and air permeability give you a door that looks better and performs longer. Small innovations that make a big difference to the buildings they protect.

Choosing from nine standard outdoor colors, or your own factory painted color for both the inside and outside. Available with different sizes, panels, window configurations, locks, handles and pass doors, the Crawford OH1042P overhead sectional door is perfectly suited to every kind of industrial need.

Glazing

Glazing alternatives vary from full-vision panels to individual windows in a rectangular or oval shape. The windows are available in acrylic or hardened glass.

Pass-door option

The pass-door width is 900 mm, satisfying today's market demands. This low threshold pass-door is designed with a sturdy, wide aluminum profile of only 30 mm. The profile gives an unobstructed passage and is ribbed, minimizing the risk of slipping.

Standard colours

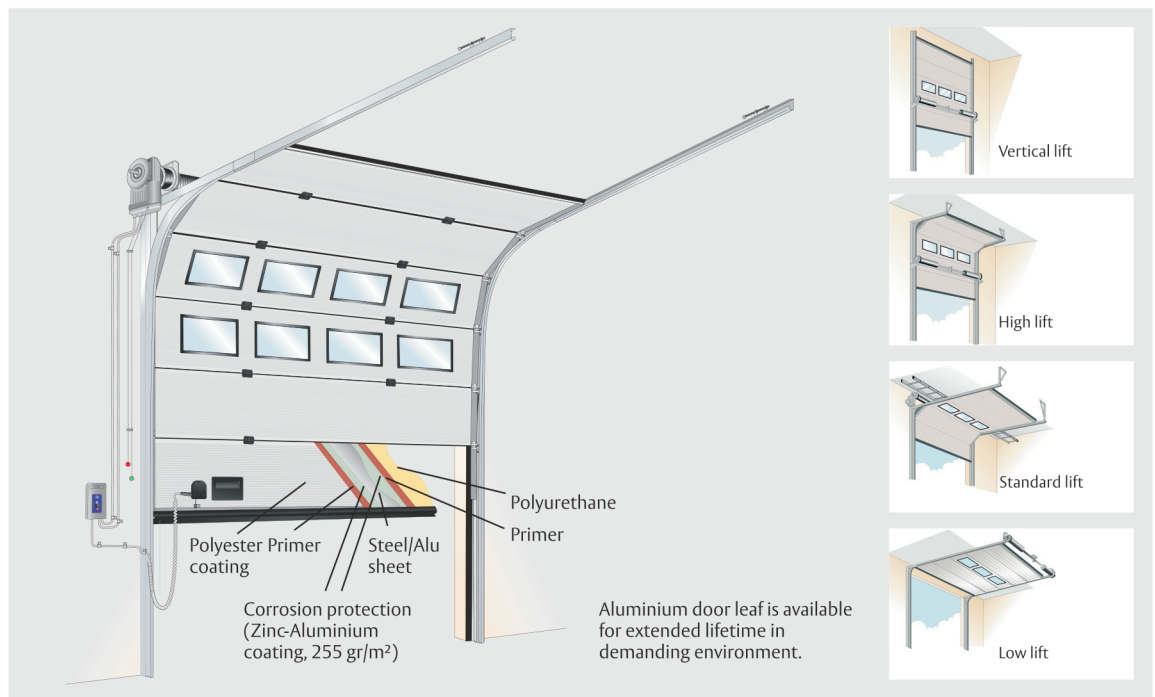
The steel Crawford OH1042P overhead sectional door is available in 9 pre-coated outside colours. The inside colour is RAL 9002, Grey white. The aluminium Crawford OH1042P is available in 3 pre-coated outside colours with natural aluminium inside.

Technical Data

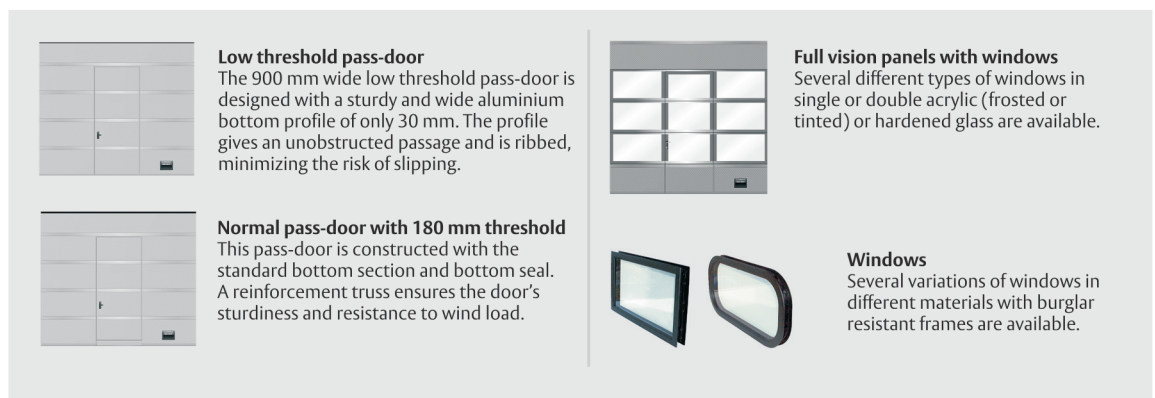
Standard size up to (W x H) ¹	8000 x 6000 mm
Panel thickness	42 mm
Windows	optional
Pass-door	optional
Access and Automation	optional
Wind load, EN 12424 ²	class 3
Thermal transmittance, EN 12428 ³	
Full panel steel door	1,10 W/(m ² K)
Full panel aluminium door	1,14 W/(m ² K)
Water penetration, EN 12425 ⁴	class 3
Air permeability, EN 12426 ⁴	class 3

1) Other sizes on request 2) Without pass-door. Higher wind load classification on request 3) Door size 5000 x 5000 mm 4) Without pass-door

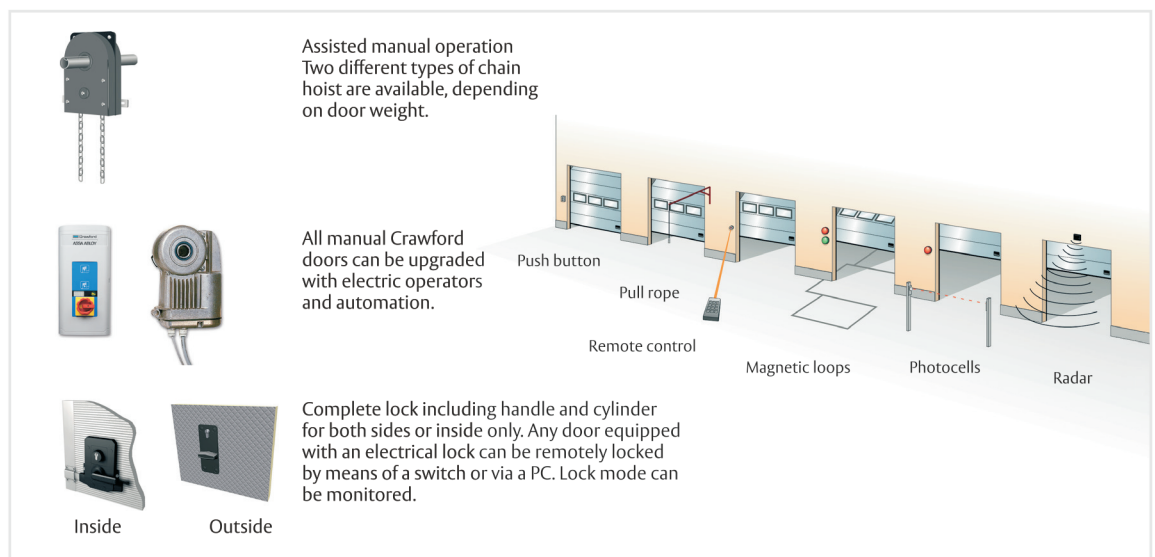
Dimensional specifications



Panel options



Options access and automation



Standard available outside colours

Steel		Yellow RAL 1021		Blue RAL 5010		Anthracite grey RAL 7016		White Aluminium RAL 9006		White RAL 9010
		Red RAL 3002		Green RAL 6005		Grey white RAL 9002		Aluminium grey RAL 9007		Other colours
Aluminium		Blue RAL 5010		White RAL 9010		White Aluminium RAL 9006		Other colours		

NIHVA

NIHVA Technologies Pvt. Ltd.

G-Block, 1st Floor, Thermax Chowk, MIDC, Above Renault Showroom, Chinchwad, Pune - 411019

+91 2066 3040 33 +91 85 51091 333 sales@nihva.com www.nihva.com